



COASTAL DOUBLE-HUNG WINDOWS WITH INSERT FRAME

Our Silver Line™ V3 Series coastal double-hung insert window is designed to withstand extreme weather.* Available with either standard glass or impact-resistant Coastal Watch Protection, this window is approved for use in the High Velocity Hurricane Zone (HVHZ). Made with heavy-duty, low-maintenance vinyl, this double-hung insert window is energy efficient, available in a variety of sizes and options and an ideal solution for replacement projects.

FEATURES & BENEFITS

- Structural reinforcements for added strength
- Fusion-welded, heavy-duty vinyl for durability
- Both sash tilt in for easy cleaning from the inside
- Custom sizes available
- Limited lifetime warranty*
- ENERGY STAR® certified with select glass options
- Florida Building Code Product Approval #14996



*Visit silverlinewindows.com for warranty details.


COASTAL DOUBLE-HUNG WINDOWS WITH INSERT FRAME

OPTIONS & ACCESSORIES



Colors

Windows and exterior of coastal double-hung frames are available in the following colors:



White

Beige

Sandstone

Printing limitations prevent exact color duplication. See your Silver Line dealer for actual color samples.

Hardware

Color-coordinated auto lock is standard.

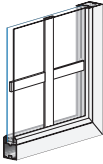


White | Beige | Sandstone

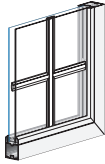
Grilles

Grille Types

To add style and for easy cleaning, choose from flat or contour profiles grilles-between-the-glass.




Flat Profile




Contour Profile

Grille Patterns

Choose from a variety of grille patterns. Additional patterns available.



Colonial



Prairie



Valance



3x1



Diamond

Glass

Choose the glass option that best fits your needs:

- Low-E
- Low-E^{SC}

Frame Type

- Insert frame for replacement projects where existing frames are in good condition