



## DOUBLE-HUNG WINDOWS

Designed for easy window replacement, the Silver Line™ V1 Series double-hung window features a simple design with a tilt-in top and bottom sash for easy cleaning.

### FEATURES & BENEFITS

- Simple design blends with virtually any décor
- Tilt-in top and bottom sash for easy cleaning
- Fusion-welded vinyl for durability
- Limited lifetime warranty\*





## Colors

Windows and exterior of double-hung frames are available in the following colors:



White



Beige

Printing limitations prevent exact color duplication. See your Silver Line dealer for actual color samples.

## Hardware

Color-coordinated lock & keeper are standard.

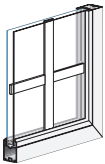


White | Beige

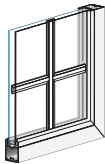
## Grilles

### Grille Types

Choose from flat or contour profiles grilles-between-the-glass for easy cleaning.




Flat Profile



Contour Profile

### Grille Patterns

Choose from a variety of grille patterns. Additional patterns available.



Colonial




Prairie



Valance



3x1



Diamond

## Glass

Choose the glass option that best fits your needs:

- Low-E
- Low-E<sup>SC</sup>

## Frame Type

- Insert frame for replacement projects where existing frames are in good condition