



Silver Line

WINDOWS • DOORS™



V3	V1
SERIES	SERIES



V1 Series single-hung windows

The easy choice for reliable, affordable windows.

Whether you're replacing windows, expanding your home or building new from the ground up, Silver Line® provides the reliability, low maintenance and affordability you're looking for in a vinyl window or patio door. We manufacture our products with proven, high-tech processes such as fusion welding for added durability and weathertightness. This standard of quality and attention to detail has been part of our heritage for over 75 years.




Something for every home.

Not every home requires the same solution. Not every homeowner has the same taste. With a range of solutions, Silver Line® windows and patio doors have just what you need to help make your house your home.



Energy efficient in any climate.

Silver Line products are ENERGY STAR® certified, which results in greater energy efficiency virtually anywhere you live, helping to reduce energy bills and make your home more comfortable year-round.



Options that fit your style.

No matter what style of home you'd like to create, our window types, color options and grille pattern choices help personalize your windows and doors.



Windows for new construction.

To help make installation and finishing easier, we offer a variety of frame types. Choose from full-frame windows with a **nailing flange** for installation in most rough openings, a **nailing flange with J-channel** for easy trimming of the siding to the window or a **masonry flange** for installation in homes with masonry block construction. In addition to new construction, all of these window types may be used for replacement projects.

Window replacement made easy.

Silver Line offers insert windows that fit into your existing window frames. Insert windows improve energy efficiency and sash operation, and offer the appearance of new windows while saving time and money. Plus, there's no need to remove your home's interior or exterior trim, so there's less disruption to your home.



Tougher windows for coastal areas.

Impact-resistant glass and structural upgrades are available to meet tough coastal area building codes. See your local building code official for specific requirements.

V3 SERIES



V1 SERIES



A range of choices for a variety of homes.

Whether you prefer traditional styling, a contemporary look, a lot of options or just the basics, there are two series of Silver Line® windows and patio doors to help meet your needs and your budget.



V3 SERIES

FEATURES

- Enhanced styling and performance
- A full portfolio, offering a variety of features, options and sizes
- Dark Bronze or Black exterior color options available
- Available with glass options that are ENERGY STAR® certified for greater energy efficiency
- Low-maintenance vinyl construction inside and out
- Custom sizes available
- Backed by Limited Lifetime Warranty*

V1 SERIES

FEATURES

- Simple design with slim profiles
- Most popular features, options and sizes
- Available with glass options that are ENERGY STAR® certified for greater energy efficiency
- Low-maintenance vinyl construction inside and out
- Custom sizes available
- Backed by Limited Lifetime Warranty*



Window & patio door types.

There are many types of windows that differ not only in appearance, but also in how they function. Depending on your home's style or your needs, you may wish to choose more than one type of window for your home.

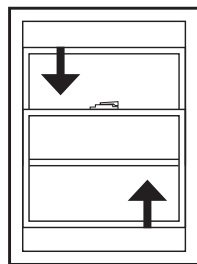


V3 Series arch windows

Double-Hung Windows

A double-hung window has two vertically sliding sash in a single frame.


Available in V3 Series & V1 Series. See page 8.



Single-Hung Windows

This window looks like a double-hung, but only the bottom sash moves up and down.


Available in V1 Series. See page 10.



Casement Windows

Casement windows are hinged windows that, with a turn of a crank, open outward to the right or to the left.


Available in V3 Series. See page 11.



Awning Windows

Awning windows are hinged at the top and open outward.


Available in V3 Series. See page 11.



Bay & Bow Windows

Bay and bow windows are window combinations that project outward from a home.


Available in V3 Series.
See page 14.



Specialty Windows

Specialty windows are stationary windows characterized by their shapes, including curves and angles.


Available in V3 Series & V1 Series. See page 15.



Gliding Windows

Gliding windows feature two sash, with at least one of the sash sliding horizontally past the other.


Available in V3 Series & V1 Series. See page 12.



Gliding Patio Doors

Gliding patio doors have one door panel that glides smoothly past another door panel, so they save room both inside and out.

Available in V3 Series & V1 Series. See page 16.



V1 Series single-hung, picture and specialty windows



V1 Series patio door with built-in blinds

DOUBLE-HUNG WINDOWS



V3 SERIES

Double-Hung Windows

Features and Benefits

- Designed for new construction or easy window replacement
- Colonial brick mould design for classic styling
- Tilt-in top and bottom sash for easy cleaning
- Fusion-welded, heavy-duty vinyl for strength and durability
- Integral J-channel is optional for attractive trimming of exterior siding
- Available with glass options that are ENERGY STAR® certified for greater energy efficiency



V1 SERIES

Double-Hung Windows

Features and Benefits

- Designed for easy window replacement
- Simple beveled design blends with virtually any décor
- Tilt-in top and bottom sash for easy cleaning
- Fusion-welded vinyl for durability
- Available with glass options that are ENERGY STAR® certified for greater energy efficiency



V1 Series double-hung windows

Double-Hung Windows

V3

V1

Exterior Colors		
White	■	■
Beige	■	■
Sandstone	■	
Dark Bronze or Black*	■	
Interior Colors		
White	■	■
Beige	■	■
Sandstone	■	
Glass		
Low-E	■	■
Low-E ^{LS}	■	■
Low-E ^{SC}	■	■
Low-E ^{PS}	■	■
Low-E 2+ ^{PS}	■	■
Grilles		
Grilles-between-the-glass, Flat Profile	■	■
Grilles-between-the-glass, Contour Profile	■	■
Simulated Divided Light	■	
Insect Screens		
Full	■	■
Half	■	■
Frame Types		
Insert Frame	■	■
Nailing Flange w/J-channel	■	
Nailing Flange	■	
Masonry Flange		
Additional Options		
Custom Sizes	■	■
Coastal Upgrades	■	

SINGLE-HUNG WINDOWS



V1 Series single-hung windows

V1 SERIES

Single-Hung Windows

Features and Benefits

- Designed for new construction or easy window replacement
- Simple design blends with virtually any décor
- Tilt-in bottom sash for easy cleaning
- Fusion-welded vinyl for durability
- Integral J-channel is optional for attractive trimming of exterior siding
- Available with glass options that are ENERGY STAR® certified for greater energy efficiency



Single-Hung Windows

V1

Exterior Colors	
White	■
Beige	■
Sandstone	□
Dark Bronze or Black*	□
Interior Colors	
White	■
Beige	■
Sandstone	□
Glass	
Low-E	■
Low-E ^{LS}	■
Low-E ^{SC}	■
Low-E ^{PS}	■
Low-E 2+ ^{PS}	■
Grilles	
Grilles-between-the-glass, Flat Profile	■
Grilles-between-the-glass, Contour Profile	■
Simulated Divided Light	□
Insect Screens	
Full	
Half	■
Frame Types	
Insert Frame	■
Nailing Flange w/J-channel	■
Nailing Flange	■
Masonry Flange	■
Additional Options	
Custom Sizes	■
Coastal Upgrades	■

□ Limited availability. Check with dealer for details.

CASEMENT & AWNING WINDOWS



Casement & Awning Windows

V3

V3 SERIES

Casement & Awning Windows

Features and Benefits

- Designed for new construction or easy window replacement
- Wide profiles with a curved detail for an upscale design
- Opens effortlessly for ventilation
- Folding handle eliminates interference with shades or blinds
- Fusion-welded, heavy-duty vinyl for strength and durability
- Dual weatherstripping virtually eliminates drafts for a more comfortable, energy-efficient home
- Integral J-channel is optional for attractive trimming of exterior siding
- Available with glass options that are ENERGY STAR® certified for greater energy efficiency
- On casements, a multi-point locking system operates from a single, low-profile lever for easy use and added security



Casement Window



Awning Window

Exterior Colors	
White	■
Beige	■
Sandstone	■
Dark Bronze or Black*	■
Interior Colors	
White	■
Beige	■
Sandstone	■
Glass	
Low-E	■
Low-E ^{LS}	■
Low-E ^{SC}	■
Low-E ^{PS}	■
Low-E 2+ ^{PS}	■
Grilles	
Grilles-between-the-glass, Flat Profile	■
Grilles-between-the-glass, Contour Profile	■
Simulated Divided Light	■
Insect Screens	
Full	■
Half	
Frame Types	
Insert Frame	■
Nailing Flange w/J-channel	■
Nailing Flange	■
Masonry Flange	
Additional Options	
Custom Sizes	■
Coastal Upgrades	■

GLIDING WINDOWS



V3 SERIES

Gliding Windows

Features and Benefits

- Designed for easy window replacement
- Colonial brick mould design for classic styling
- Both sash slide horizontally for flexible ventilation
- Durable rollers for smooth operation
- Fusion-welded, heavy-duty vinyl for strength and durability
- Available with glass options that are ENERGY STAR® certified for greater energy efficiency



V1 SERIES

Gliding Windows

Features and Benefits

- Designed for new construction or easy window replacement
- Simple design blends with virtually any décor
- One operable and one stationary sash
- Fusion-welded vinyl for durability
- Integral J-channel is optional for attractive trimming of exterior siding
- Available with glass options that are ENERGY STAR® certified for greater energy efficiency



Gliding Windows

V3

V1

Exterior Colors		
White	■	■
Beige	■	■
Sandstone	■	□
Dark Bronze or Black*	■	□
Interior Colors		
White	■	■
Beige	■	■
Sandstone	■	□
Glass		
Low-E	■	■
Low-E ^{LS}	■	■
Low-E ^{SC}	■	■
Low-E ^{PS}	■	■
Low-E 2+ ^{PS}	■	■
Grilles		
Grilles-between-the-glass, Flat Profile	■	■
Grilles-between-the-glass, Contour Profile	■	■
Simulated Divided Light	■	
Insect Screens		
Full	■	
Half	■	■
Frame Types		
Insert Frame	■	■
Nailing Flange w/J-channel		■
Nailing Flange		■
Masonry Flange		
Additional Options		
Custom Sizes	■	■
Coastal Upgrades	■	

□ Limited availability. Check with dealer for details.

BAY, BOW & SPECIALTY WINDOWS



V3 SERIES

Bay & Bow Windows

Silver Line® bay and bow windows offer a large number of options, including exterior colors, interior wood species and finishes, and an insulated seatboard that helps keep your home more energy efficient.

Features and Benefits

- Bay windows are available with casement or double-hung windows in 30° and 45° projections for a classic look
- Bow windows are available with casement windows in 10°, 15°, 22°, 30° or 45° projections and offered with 3, 4 or 5 windows
- Solid wood frame and mullions for excellent strength and durability
- Vinyl exterior for low maintenance
- Adjustable steel cable hanging support system allows for easy window leveling during installation
- Custom sizing available




V3 SERIES

V1 SERIES

Specialty Windows

Silver Line® specialty windows include a variety of options featuring elegant arches, dramatic angles and graceful curves. They may be used alone or in combination with other windows.



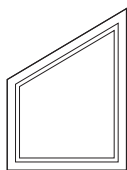
Picture



Transom



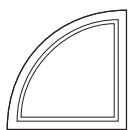
Peak Pentagon



Trapezoid




V1 Series circle window



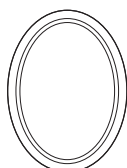
Quarter Circle



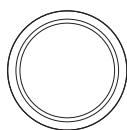
Half Circle



Palladian



Oval



Circle




Octagon




Arch

Window Combinations


Silver Line has an expansive selection of window combinations that can add a touch of style or create a stunning focal point for your home.




Twin Transom over Twin Double-Hung




Twin Casement




Twin Stacked Awning




Half Circle over Gliding



Quarter Circle over Double-Hung



Arch over Double-Hungs and Picture Window



Segments over Double-Hung Windows

GLIDING PATIO DOORS



V3 SERIES

Gliding Patio Doors

Features and Benefits

- Thick, wide profiles for a traditional appearance
- Fully assembled for fast, easy installation
- Multi-point locking system operates from a single lever for easy, secure locking
- Durable, self-leveling rollers for smooth, effortless operation
- Steel-reinforced panels for added strength
- Fusion-welded, heavy-duty vinyl for strength and durability
- Integral J-channel for attractive trimming of exterior siding
- Exterior keyed lock for your convenience
- Optional Performance Grade rating upgrade is available on many sizes for additional strength and durability
- Optional built-in blinds are protected from damage and never need cleaning
- Available with glass options that are ENERGY STAR® certified for greater energy efficiency



Optional Built-In Blinds

Patio Door Handle

A color-coordinated handle set with a key is included, or choose an optional Satin Nickel finish.




V1 SERIES

Gliding Patio Doors

Features and Benefits

- Simple design blends with virtually any décor
- Available fully assembled for quick installation or as a kit for easy handling
- Fusion-welded vinyl for durability
- Optional built-in blinds are protected from damage and never need cleaning
- Available with glass options that are ENERGY STAR® certified for greater energy efficiency



V1 Series gliding patio door with built-in blinds

Gliding Patio Doors

V3

V1


Exterior Colors		
White	■	■
Beige	■	■
Sandstone	■	
Dark Bronze or Black*	■	■
Interior Colors		
White	■	■
Beige	■	■
Sandstone	■	
Glass		
Low-E	■	■
Low-E ^{LS}	■	■
Low-E ^{SC}	■	■
Low-E ^{PS}	■	■
Low-E 2+ ^{PS}	■	■
Grilles		
Grilles-between-the-glass, Flat Profile	■	■
Grilles-between-the-glass, Contour Profile	■	■
Simulated Divided Light	■	
Insect Screens		
Full		
Half	■	■
Frame Types		
Nailing Flange w/J-channel	■	
Nailing Flange		■
Additional Options		
Custom Sizes	■	
Coastal Upgrades	■	■
Built-in Blinds	■	■

OPTIONS

Your home should reflect your style. Silver Line® V3 Series and V1 Series windows and patio doors give you the options you need to do exactly that. Choose from interior and exterior colors, hardware, glass and grille options. They're a beautiful way to personalize your windows, patio doors and your entire home.

Colors

All colors are available in the V3 Series and V1 Series, although some exceptions may apply to individual products. White, Beige and Sandstone windows and doors have the same color on both the interior and exterior and are consistent throughout the frame and sash, making scratches virtually invisible. The Dark Bronze painted color option is available for exteriors only, and has a White interior.

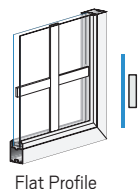


*Dark Bronze or Black exterior with White vinyl interior has a 10-year limited warranty. Visit silverlinewindows.com for warranty details.

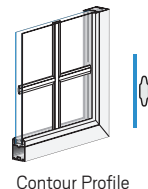
Grilles

Grilles-Between-the-Glass

Grilles-between-the-glass are available on both V3 Series and V1 Series products, giving you the appearance of divided light while making window cleaning easier.



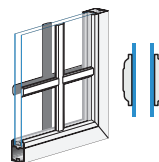
Flat Profile



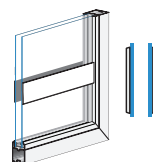
Contour Profile

Simulated Divided Light

Many of our V3 Series windows and patio doors offer Simulated Divided Light (SDL) grilles, which are permanently attached to both sides of the glass to provide the traditional look of individual glass panes. We also offer a simulated check rail on various windows to provide the look of a double-hung window.



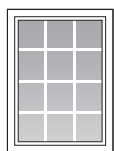
Traditional Simulated Divided Light Grille



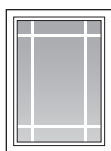
Simulated Check Rail

Grille Patterns


V3 Series and V1 Series windows and patio doors are available with a variety of grille patterns, such as those shown here. Additional patterns are available.



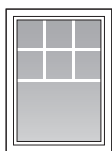
Colonial



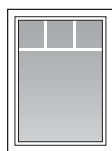
Prairie



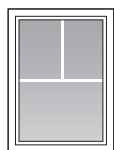
Diamond




Colonial Upper Sash



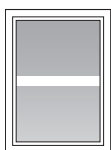
Valance



Estate



3x1



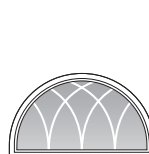
Simulated Check Rail



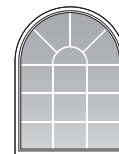
Custom

Specialty Grille Patterns

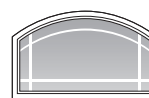
Grille patterns are available for specialty windows. Choose from those shown here, or see your dealer for additional options.



Cathedral



Sunburst



Perimeter Prairie




Starburst

Glass

Silver Line® windows and patio doors are available with a variety of energy-efficient, insulated glass options. This not only helps you to achieve the comfort and energy savings you’re looking for, but also makes it possible to get windows and patio doors that are ENERGY STAR® v. 6.0 certified — no matter where you live in the country.



Low-E Glass
Most people can enjoy optimal energy performance and comfort with Low-E glass. Low-E glass reflects heat in the summer and helps keep heat inside in the winter, making this a good choice in climates where both heating and cooling costs are a concern.
» IDEAL FOR ALL CLIMATES



Low-E^{PS} Glass
If you live in a cold climate, Low-E^{PS} glass allows the sun to heat your home.
» IDEAL FOR NORTHERN CLIMATES



Low-E^{LS} Glass
Low-E^{LS} glass gives you the benefits of Low-E glass, plus it helps shield your home from the sun’s heat while letting sunlight shine through.
» IDEAL FOR ALL CLIMATES



Low-E2+^{PS} Technology
Low-E2+^{PS} Technology coating can be added our PS glass option and reflects heat that likes to escape your home.
» IDEAL FOR NORTHERN CLIMATES



Low-E^{SC} Glass
Low-E^{SC} glass offers outstanding thermal performance with a subtle tint that blocks out even more heat from the sun.
» IDEAL FOR SOUTHERN CLIMATES

Additional glass options including tempered, obscure, tinted and laminated are also available. Contact your Silver Line dealer for details.

Energy Performance Details

	U-FACTOR	SOLAR HEAT GAIN COEFFICIENT	VISIBLE LIGHT TRANSMITTANCE	UV PROTECTION
GLASS	How well a product prevents heat from escaping.	How well a product blocks heat caused by sunlight.	How much visible light comes through a product.	How well a product blocks ultraviolet rays.
Low-E	● ● ● ○	● ● ● ○	● ● ● ●	● ● ● ○
Low-E ^{LS}	● ● ● ○	● ● ● ○	● ● ● ○	● ● ● ●
Low-E ^{SC}	● ● ● ○	● ● ● ●	● ● ● ○	● ● ● ●
Low-E ^{PS}	● ● ● ○	● ● ○ ○	● ● ● ●	● ● ● ●
Low-E 2+ ^{PS}	● ● ● ○	● ● ○ ○	● ● ● ●	● ● ● ●
Clear Dual Pane (For comparison only)	● ○ ○ ○	○ ○ ○ ○	● ● ● ●	○ ○ ○ ○

Center of glass performance only. Visit silverlinewindows.com for ENERGY STAR® map and NFRC total unit performance data. Not all options are available on all products and in all areas. Silver Line does not warrant that inert gas blend infills (such as Argon gas), sealed in the insulated glass unit at the point of manufacture, will not dissipate over time.

Respect for the environment is nothing new at Silver Line.

At Silver Line, we're committed to conserving natural resources wherever we can, from designing and testing new products that will deliver greater energy savings for our customers to more energy-efficient delivery methods. We understand the importance of creating healthier and more energy-efficient homes.



ENERGY STAR® is a joint program of the U.S. Environmental Protection Agency (EPA) and the U.S. Department of Energy (DOE) that helps consumers save money and protect the environment through energy-efficient products and practices. Silver Line is proud to be an ENERGY STAR partner with our continuing commitment to providing energy-efficient products.



Silver Line products are certified under the National Fenestration Rating Council's voluntary third-party certification program designed to ensure accurate energy performance ratings and labeling.



Silver Line proudly participates in the WDMA Hallmark

Certification program, which includes product testing and quality control process audits to verify that our windows and doors are produced in conformance with the industry standards for air and water resistance, and structural performance.

silverlinewindows.com



"ENERGY STAR" is a registered trademark of the U.S. Environmental Protection Agency.
All trademarks where denoted are marks of their respective owners.

© 2021 Silver Line Windows & Doors™, part of the Cornerstone Building Brands, Inc. ALL RIGHTS RESERVED.
3312189991101/RevC/MS/CG/0821